

DHAN (Development of Humane Action) Foundation
1A, VAIDYANATHAPURAM EAST, KENNET CROSS ROAD, MADURAI 625016

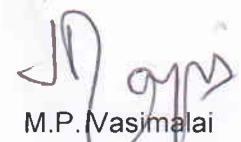
CONSOLIDATED BALANCE SHEET

		(In Rupees)	
	AS AT	March 31, 2016	March 31, 2015
<i>Schedule</i>			
Sources of Funds			
CORPUS AND GENERAL FUND	1	162,597,260	152,593,510
SPECIFIED FUNDS	2	101,819,579	77,184,540
FIXED ASSETS WRITTEN OFF AS PER CONTRA	3	90,470,180	93,563,203
CURRENT LIABILITIES	4	36,889,555	34,933,819
Total		391,776,574	358,275,072
Application of Funds			
FIXED ASSETS			
Written off as per contra	3	90,470,180	93,563,203
Land and Building funded from DHAN Corpus	3	46,184,561	51,083,474
INVESTMENTS	5	118,682,288	114,527,170
CURRENT ASSETS AND ADVANCES			
Bank Balances	6	79,820,449	38,694,855
Advances / Receivables	7	13,573,538	17,164,760
SPECIFIED FUNDS	2	43,045,558	43,241,610
Total		391,776,574	358,275,072
Notes on Accounts	11		

Schedules 1 to 7 & 11 form an integral part of the Balance sheet


 B.T. Bangera
Chairman


 R.D. Thulasiraj
Treasurer


 M.P. Vasimalai
Executive Director

As per our Report of even date

For **CHARLES FERNANDO & Co,**
Chartered Accountants


 Proprietor
FRN:0006045




DHAN (Development of Humane Action) Foundation
1A, VAIDYANATHAPURAM EAST, KENNET CROSS ROAD, MADURAI 625016

CONSOLIDATED INCOME AND EXPENDITURE ACCOUNT

		(In Rupees)	
		FOR THE YEAR ENDED	March 31, 2016 March 31, 2015
		<i>Schedule</i>	
INCOME :			
Grants Received	8	232,668,157	178,582,511
Interest from Banks and others		3,084,483	3,522,797
Income from Corpus Investments		16,510,802	8,998,320
Education Programme		9,163,588	2,381,503
Donations		816,370	886,560
Other Receipts		991,174	1,436,440
Total		263,234,574	195,808,131
EXPENDITURE :			
Community Banking Programme	9	56,167,855	47,437,532
Tank fed Agriculture Programme		68,838,777	32,009,367
Rainfed Agriculture Programme		15,076,974	32,444,628
Coastal Agriculture and Livelihood programme		59,745,361	17,822,330
New Themes and Other Programmes		8,833,534	43,579,748
Central Support System		8,104,340	11,266,075
Capital Expenditure	3	8,315,817	9,794,940
Excess of Income over Expenditure - Transferred to Appropriation Account	10	38,151,916	1,453,511
Total		263,234,574	195,808,131
Notes on Accounts	11		

Schedules 3 & 8 to 11 form an integral part of the Income and Expenditure account


B.T. Bangera
Chairman


R.D. Thulasiraj
Treasurer


M.P. Vasimalai
Executive Director

As per our Report of even date

For **CHARLES FERNANDO & Co,**
Chartered Accountants


Proprietor
FRN:0006045



DHAN (Development of Humane Action) Foundation
1A, VAIDYANATHAPURAM EAST, KENNET CROSS ROAD, MADURAI 625016

SCHEDULES TO CONSOLIDATED BALANCE SHEET - AS AT MARCH 31, 2016

(In Rupees)

Particulars	Opening Balance as on Apr 1, 2015	Receipts during the year	Appropriation account	Expenses during the year	Closing Balance as on Mar 31, 2016
Schedule 1 : Corpus and General Fund					
Corpus Fund					
Ford Foundation	50,597,618	-	9,140,628	(3,970,177)	55,768,069
Sir Dorabji Tata Trust	45,319,305	-	5,378,141	(2,130,204)	48,567,242
DHAN Foundation Own	2,042,138	1,500,000	2,500,000	-	6,042,138
Tata DHAN Academy	2,000,000	-	165,628	(165,628)	2,000,000
DHAN Foundation Own Building Corpus	51,083,474	-	-	(4,898,913)	46,184,561
Total	151,042,535	1,500,000	17,184,397	(11,164,922)	158,562,010
General Fund					
	1,550,974	-	2,484,276	-	4,035,250
TOTAL	152,593,509	1,500,000	19,668,673	(11,164,922)	162,597,260
Schedule 2 : Specified Fund					
Donors' Account - Net	11,388,634	237,085,618	-	(212,373,593)	36,100,659
Add: Donor Deficit Balances	43,241,609				43,045,558
Donor Surplus Balances	54,630,243				79,146,217
Sir Ratan Tata Trust (SRTT) Revolving Fund	376,000	-	-	-	376,000
Other Revolving fund	3,348,519	81,838	-	-	3,430,357
Community Risk Reserve Fund	17,658,931	(165,000)	1,559,708	(1,556,481)	17,497,158
Vehicle Fund	1,170,847	-	199,000	-	1,369,847
TOTAL	77,184,540	(83,162)	1,758,708	(1,556,481)	101,819,579

Madurai
27-Aug-2016

B.T. Bangera
Chairman

R.D. Thulasiraj
Treasurer

M.P. Vasimajal
Executive Director

For CHARLES FERNANDO & Co,
Chartered Accountants

Proprietor
FRN:0006045



SCHEDULE TO CONSOLIDATED BALANCE SHEET AS AT MARCH 31, 2016

Schedule 3 : Fixed Assets


(In Rupees)

Particulars	G R O S S B L O C K A T C O S T				D E P R E C I A T I O N					N E T B L O C K	
	As on 01.04.2015	Addition (Transfer)	Deletion (Transfer)	As on 31.03.2016	As on 01.04.2015	Rate	for the year	Withdrawn on deletion	As on 31.03.2016	As on 31.03.2016	As on 31.03.2015
Community Banking Programme											
Freehold Land	658,021	-	-	658,021	-		-	-	-	658,021	658,021
Land & Building	13,248,179	-	-	13,248,179	6,704,820	10	654,336	-	7,359,156	5,889,023	6,543,359
Furniture and Fixtures	1,638,626	192,244	-	1,830,870	889,666	10	94,121	-	983,787	847,083	748,960
Office Equipments	437,637	2,999	-	440,636	345,023	15	14,342	-	359,365	81,271	92,614
Professional Equipments	5,761,497	1,239,203	-	7,000,700	5,576,944	60	854,254	-	6,431,198	569,502	184,553
Electrical Fittings	559,613	130,832	-	690,445	319,045	10	37,140	-	356,185	334,260	240,568
Vehicles	4,161,225	-	503,885	3,657,340	3,288,759	15	130,870	387,177	3,032,452	624,888	872,466
Staff Vehicles	58,298	-	-	58,298	-	-	-	-	-	58,298	58,298
Plant & Machinery	1,304,686	-	-	1,304,686	946,406	15	53,743	-	1,000,149	304,537	358,280
Total I	27,827,782	1,565,278	503,885	28,889,175	18,070,663		1,838,806	387,177	19,522,292	9,366,883	9,757,119

Tank Fed Agriculture Programme											
Freehold Land	176,689	-	-	176,689	-		-	-	-	176,689	176,689
Furniture and Fixtures	850,241	98,400	-	948,641	490,525	10	45,812	-	536,337	412,304	359,716
Office Equipments	364,505	344,575	-	709,080	291,384	15	62,654	-	354,038	355,042	73,121
Professional Equipments	4,844,291	304,027	-	5,148,318	4,652,486	60	297,499	-	4,949,985	198,333	191,805
Electrical Fittings	233,526	166,186	-	399,712	150,479	10	24,923	-	175,402	224,310	83,047
Staff Vehicles	-	-	-	-	-	-	-	-	-	-	-
Vehicles	1,317,649	-	-	1,317,649	1,026,574	15	43,661	-	1,070,235	247,414	291,075
Plant & Machinery	1,323,300	674,192	-	1,997,492	1,240,869	15	113,494	-	1,354,363	643,129	82,431
Total II	9,110,201	1,587,380	-	10,697,581	7,852,317		588,043	-	8,440,360	2,257,221	1,257,884

Rainfed Agriculture Programme											
Furniture and Fixtures	111,750	9,350	-	121,100	29,582	10	9,152	-	38,734	82,366	82,168
Office Equipments	156,262	11,500	-	167,762	42,914	15	18,727	-	61,641	106,121	113,348
Professional Equipments	2,973,753	-	-	2,973,753	2,265,491	60	424,957	-	2,690,448	283,305	708,262
Electrical Fittings	12,605	1,700	-	14,305	3,132	10	1,117	-	4,249	10,056	9,473
Plant & Machinery	2,041,753	-	-	2,041,753	630,202	15	211,733	-	841,935	1,199,818	1,411,551
Staff Vehicles	63,554	67,233	63,554	67,233	-	-	-	-	-	67,233	63,554
Vehicles (Battery operated)	630,000	-	-	630,000	504,000	80	100,800	-	604,800	25,200	126,000
Total III	5,989,677	89,783	63,554	6,015,906	3,475,321		766,486	-	4,241,807	1,774,099	2,514,356

Coastal Agriculture and Livelihood programme											
Freehold Land	6,977,521	-	-	6,977,521	-	-	-	-	-	6,977,521	6,977,521
Land & Building	22,007,184	-	-	22,007,184	12,366,603	10	964,058	-	13,330,661	8,676,523	9,640,581
Furniture and Fixtures	1,308,824	750	-	1,309,574	680,043	10	62,953	-	742,996	566,578	628,781
Office Equipments	1,177,304	-	-	1,177,304	693,081	15	72,634	-	765,715	411,589	484,223
Professional Equipments	6,936,615	554,050	-	7,490,665	6,702,897	60	472,661	-	7,175,558	315,107	233,718
Electrical Fittings	423,844	4,280	-	428,124	260,124	10	16,800	-	276,924	151,200	163,720
Plant and Machinery	11,291,517	-	-	11,291,517	7,671,719	15	542,970	-	8,214,689	3,076,828	3,619,798
Vehicles	4,459,945	-	441,289	4,018,656	3,654,329	15	120,842	354,410	3,420,761	597,895	805,616
Total IV	54,582,754	559,080	441,289	54,700,545	32,028,796		2,252,918	354,410	33,927,304	20,773,241	22,553,958



DHAN (Development of Humane Action) Foundation

1A, VAIDYANATHAPURAM EAST, KENNET CROSS ROAD, MADURAI 625016

SCHEDULE TO CONSOLIDATED BALANCE SHEET AS AT MARCH 31, 2016**Schedule 3 : Fixed Assets (Contd...)**

(In Rupees)

Particulars	G R O S S B L O C K A T C O S T				D E P R E C I A T I O N				N E T B L O C K		
	As on 01.04.2015	Addition (Transfer)	Deletion (Transfer)	As on 31.03.2016	As on 01.04.2015	Rate	for the year	Withdrawn on deletion	As on 31.03.2016	As on 31.03.2016	As on 31.03.2015
New Themes and Other Programmes											
Freehold Land	2,470,674	1,640,350	-	4,111,024	-		-	-	-	4,111,024	2,470,674
Building	62,012,507	1,930,590	-	63,943,097	23,152,563	10	4,079,054	-	27,231,617	36,711,480	38,859,944
Building work in Progress	-	-	-	-	-	-	-	-	-	-	-
Furniture and Fixtures	2,022,036	24,355	-	2,046,391	1,222,379	10	82,401	-	1,304,780	741,611	799,657
Office Equipments	794,833	138,740	-	933,573	612,020	15	48,233	-	660,253	273,320	182,813
Professional Equipments	9,457,868	352,900	-	9,810,768	9,266,358	60	326,646	-	9,593,004	217,764	191,510
Electrical Fittings	792,688	-	-	792,688	424,870	10	36,782	-	461,652	331,036	367,818
Vehicles	1,682,431	-	-	1,682,431	1,295,735	15	58,004	-	1,353,739	328,692	386,696
Staff Vehicles	-	-	-	-	-	-	-	-	-	-	-
Plant & Machinery	5,234,902	11,580	-	5,246,482	2,610,500	15	395,397	-	3,005,897	2,240,585	2,624,402
Total V	84,467,939	4,098,515	-	88,566,454	38,584,425		5,026,517	-	43,610,942	44,955,512	45,883,514

Central Support System											
Freehold Land	5,983,156	-	-	5,983,156	-	-	-	-	-	5,983,156	5,983,156
Building	3,196,147	-	-	3,196,147	607,268	10	258,888	-	866,156	2,329,991	2,588,879
Furniture and Fixtures	385,347	-	-	385,347	189,877	10	19,547	-	209,424	175,923	195,470
Office Equipments	160,940	-	-	160,940	108,816	15	7,818	-	116,634	44,306	52,124
Professional Equipments	633,776	-	-	633,776	631,306	60	1,482	-	632,788	988	2,470
Electrical Fittings	789,714	-	-	789,714	244,114	10	54,560	-	298,674	491,040	545,600
Plant and Machinery	1,606,684	-	-	1,606,684	241,003	15	204,852	-	445,855	1,160,829	1,365,681
Vehicles	1,764,313	136,098	-	1,900,411	1,088,538	15	121,781	-	1,210,319	690,092	675,775
Staff Vehicles	187,216	279,683	-	466,899	-	-	-	-	-	466,899	187,216
Total VI	14,707,293	415,781	-	15,123,074	3,110,922		668,928	-	3,779,850	11,343,224	11,596,371
Total (I+II+III+IV+V+VI)	196,685,646	8,315,817	1,008,728	203,992,735	103,122,444		11,141,698	741,587	113,522,555	90,470,180	93,563,202

Office Building Funded from Own Corpus

Free hold land	2,094,344	-	-	2,094,344	-		-		-	2,094,344	2,094,344
Building	60,429,534	-	-	60,429,534	11,440,404	10	4,898,913	-	16,339,317	44,090,217	48,989,130
Total	62,523,878	-	-	62,523,878	11,440,404	10	4,898,913	-	16,339,317	46,184,561	51,083,474

B.T. Bangera
ChairmanR.D. Thulasiraj
TreasurerM.P. Vasimalai
Executive DirectorFor CHARLES FERNANDO & Co.
Chartered AccountantsProprietor
FRN:0006045Madurai
27-Aug-2016

DHAN (Development of Humane Action) Foundation
1A, VAIDYANATHAPURAM EAST, KENNET CROSS ROAD, MADURAI 625016

SCHEDULES TO CONSOLIDATED BALANCE SHEET

(In Rupees)

	AS AT	March 31, 2016	March 31, 2015
Schedule 4 : Current Liabilities			
Demand Loan - PGB, CUB & REPCO		29,075,645	28,400,000
Students Deposits		294,319	232,784
TDS payable		5,311	4,867
Advances Payable		7,265,240	1,056,313
Cash Credit - Pandyan Grama Bank		-	5,092,257
Staff Vehicle Loan		249,040	147,598
Total		36,889,555	34,933,819
Schedule 5 : Investments			
Ford Foundation Corpus Fixed Deposits :			
Housing Development Financial Corporation	12,736,009		9,700,000
REPCO Bank	24,111,521		20,124,399
City Union Bank	12,543,151		12,543,151
Canara Bank	1,117,998		-
Pandiyan Grama Bank	5,294,051	55,802,730	9,234,294
Sir Dorabji Tata Trust Corpus Fixed Deposits :			
Fixed Deposit with REPCO Bank	25,544,823		23,819,553
Fixed Deposit with Pandian Grama Bank	12,283,857		11,564,410
Fixed Deposit with City Union Bank	12,092,964	49,921,644	10,773,562
DHAN own/ Other Corpus Fixed Deposits:			
Pandiyan Grama Bank		-	1,640,167
Community Risk Reserve & Other Funds Fixed Deposits:			
Pandiyan Grama Bank	9,724,626		10,871,916
Canara Bank	-		1,022,430
City Union Bank	3,233,288	12,957,914	3,233,288
Total		118,682,288	114,527,170
Schedule 6 : Bank Balances			
In Savings accounts		47,002,153	32,123,544
In Fixed Deposits		32,818,296	6,571,311
Total		79,820,449	38,694,855
Schedule 7 : Advances and Recoverables			
Project Advances to staff		258,261	218,962
Deposits		1,597,699	1,443,600
TDS Receivables		4,916,039	4,863,096
Other Advances Recoverable		6,801,539	10,639,102
Total		13,573,538	17,164,760

As per my report of even date



B.T. Bangera
Chairman



R.D. Thulasiraj
Treasurer



M.P. Vasimalai
Executive Director

For CHARLES FERNANDO & Co.
Chartered Accountants



Proprietor
FRN:0006045

DHAN (Development of Humane Action) Foundation
1A, VAIDYANATHAPURAM EAST, KENNET CROSS ROAD, MADURAI 625016

SCHEDULES TO CONSOLIDATED BALANCE SHEET

(In Rupees)

	AS AT	March 31, 2016	March 31, 2015
Schedule 8 : Grants Received			
From Foreign Agencies			
Axis Bank Foundation		65,031,180	-
HIVOS, The Netherlands		12,603,809	12,876,357
International Development Research Centre (IDRC)		11,092,100	22,822,466
The ITC Rural Development Trust		9,870,000	534,673
WomenStrong International, USA		8,969,451	15,627,500
Stichting Duurzame Micro Pensioenen, The Netherlands		7,952,030	14,080,708
UNDEF		5,291,813	-
Water.org, USA		4,616,580	5,662,340
Caritas, Switzerland		3,835,314	8,211,000
Karunai Illam Trust, New Zealand		2,863,000	5,361,963
Texas Instruments		2,500,000	-
Rabobank Foundation, The Netherlands		1,839,216	4,443,600
MSSRF		1,199,975	-
HOPE international		901,245	705,432
Hugine Rallapalli Foundation (HRF)		541,000	367,500
GIZ, New Delhi		407,700	1,639,389
Bioversity International		402,657	3,511,960
Friends of DHAN, The Netherlands		441,839	-
Focus India Forum, Singapore		419,200	250,000
Unilever Industries (P) Ltd.		-	8,014,000
Delegation of the European Union of India		-	4,180,630
Bill & Melinda Gates Foundation, USA		-	2,228,229
TAI-Voluntary Health Services, India		-	1,154,927
Consortium of DEWATS Dissemination Society		-	254,000
Oxfam Novib, The Netherlands		-	1,081,655
Others		1,844,414	449,441
	c/f	142,622,523	113,457,770

Chairman
B.T. Bangera

Treasurer
R.D. Thulasiraj

Executive Director
M.P. Vasimalai

For **CHARLES FERNANDO & Co.**
Chartered Accountants

Madurai
27-Aug-2016

Proprietor
FRN:0006045



DHAN (Development of Humane Action) Foundation
1A, VAIDYANATHAPURAM EAST, KENNET CROSS ROAD, MADURAI 625016

SCHEDULES TO CONSOLIDATED INCOME AND EXPENDITURE ACCOUNT

(In Rupees)

	AS AT	March 31, 2016	March 31, 2015
Schedule 8 : Grants Received (contd...)			
	b/f	142,622,523	113,457,770
From Indian Agencies			
Hindustan Unilever Limited		28,781,865	-
Bharat Petroleum Corporation Limited		9,990,800	7,700,005
National Bank for Agriculture and Rural Development		9,611,255	3,846,977
MAVIM, Govt of Maharashtra		5,538,117	4,500,000
Integrated Water Development Prog. (IWMP) DWMA GoAP		4,683,339	8,998,111
Birla Sunlife Insurance Co. Ltd		4,454,550	-
Aditya Birla Finance Ltd.		4,000,000	-
Caring Friends Network		3,675,000	-
State Balanced Growth Fund (SBGF)		3,483,750	4,181,500
Kalike Samruddhi Upakram		3,000,000	-
Nuclear Power Corporation India Limited		1,924,538	1,697,124
Rajiv Gandhi National Institute for Youth and Development		1,130,220	-
CAIM Project , Govt. of Maharashtra		1,115,919	6,800,000
Department of Science & Technology		900,000	-
Rural Development Dept. GoAP, Uthoor Rainfed		868,290	988,419
DWMA / APCBTMP / MGNREGS, Govt. of AP		714,510	986,510
Sir Ratan Tata Trust		700,000	-
AXIS Bank Foundation		600,000	14,769,610
Kadavasal Krishnamurthi Charitable Trust		600,000	-
IWMP Kukshi		556,745	-
National Biodiversity Project		535,000	-
DHDR Ramnad, Madurai and Thiruvannamalai Districts		400,000	759,600
Madras Atomic Power Station		340,200	421,294
Sundaram Asset Management Co Ltd		300,000	-
Lister Foundation		286,500	-
Department of Horticulture, Madurai		-	149,770
Navajbai Ratan Tata Trust		-	2,170,500
India Water Partnership		-	805,953
Larsen & Toubro		-	500,000
National Agricultural Innovation Project (NAIP), Govt. of India		-	331,622
Others		1,855,036	5,785,614
Subtotal		90,045,634	65,392,609
Less Grant refunded :			
Sir Ratan Tata Trust		-	(250,000)
ITC Rural Development Trust		-	(17,868)
Total		232,668,157	178,582,511


Chairman
B.T. Bangera


Treasurer
R.D. Thulasiraj


Executive Director
M.P. Vasimalai

For CHARLES FERNANDO & Co.
Chartered Accountants


Proprietor
FRN:0006045

Madurai
27-Aug-2016



DHAN (Development of Humane Action) Foundation
1A, VAIDYANATHAPURAM EAST, KENNET CROSS ROAD, MADURAI 625016

SCHEDULES TO CONSOLIDATED INCOME AND EXPENDITURE ACCOUNT

(In Rupees)
AS AT MARCH 31, 2016 2015


Schedule 9 : Programme Implementation

Activity / Expenditure / Items	Community Banking Programme	Tank fed Agriculture Programme	Rainfed Agriculture Programme	Coastal Agriculture Livelihood programme	New Themes and Other Programmes	Central support system	Total	
Endowment and other Grants to Tank Farmers Associations, NGOs, Panchayats etc.,	-	50,000	2,200,000	-	-	-	2,250,000	3,334,093
Orphanage Centre	-	-	-	-	1,950,600	-	1,950,600	1,809,441
Volunteer Allowances and Travel	13,562,317	2,852,937	2,052,331	12,064,794	1,886,369	48,973	32,467,721	28,915,516
Training / Expenses on Volunteers, Groups, Members & Federations	4,686,193	1,315,898	207,961	3,969,317	1,174,457	3,996,877	15,350,703	11,721,003
Civic Programmes - Health, Education	3,714,564	222,000	11,207	112,900	289,065	-	4,349,736	7,200,451
Income generation support	2,454,654	1,690,172	-	12,287,000	-	-	16,431,826	16,339,682
Crop Production & Water Management Training	-	817,665	711,691	90,000	-	-	1,619,356	204,040
Drinking Water Ponds	-	27,387,677	1,759,018	272,340	-	-	29,419,035	8,519,356
Convention, Workshop, Events and meetings	3,351,504	1,594,151	494,687	4,250,084	265,024	1,023,066	10,978,516	10,485,945
Employees remuneration and benefits	20,240,736	23,356,918	5,441,722	18,595,531	1,643,254	1,479,644	70,757,805	68,310,278
Professional / Consultancy Charges	1,036,844	482,709	64,000	1,966,369	10,690	82,832	3,643,444	4,536,270
Travel / Conveyance	2,229,552	2,711,582	1,106,472	2,408,231	267,243	371,554	9,094,634	10,412,914
Vehicle maintenance	427,418	576,529	106,622	294,206	86,896	54,069	1,545,740	1,952,725
Books and Audio Visual Expenses	67,003	281,270	7,037	115,026	7,381	29,768	507,485	169,393
Printing and Stationery	1,385,174	414,818	124,037	604,382	237,271	29,007	2,794,689	1,529,261
Communication	303,529	196,056	95,897	367,428	130,947	73,559	1,167,416	1,087,159
Rent, Water, Electricity and Maintenance	2,698,623	1,068,037	693,380	2,319,420	876,365	515,708	8,171,533	6,994,911
Interest on Bank Loans	-	3,807,221	-	-	-	-	3,807,221	698,594
Miscellaneous Expenses	9,744	13,137	912	28,333	7,972	399,283	459,381	338,648
Total	56,167,855	68,838,777	15,076,974	59,745,361	8,833,534	8,104,340	216,766,841	
<i>Previous Year</i>	<i>47,437,532</i>	<i>32,009,367</i>	<i>32,444,628</i>	<i>17,822,330</i>	<i>43,579,748</i>	<i>11,266,075</i>		<i>184,559,680</i>

Madurai
27-Aug-2016


B.T. Bangera
Chairman


R.D. Thulasiraj
Treasurer


M.P. Vasimalai
Executive Director



For **CHARLES FERNANDO & Co.**
Chartered Accountants

Proprietor
FRN:0006045

DHAN (Development of Humane Action) Foundation
1A, VAIDYANATHAPURAM EAST, KENNET CROSS ROAD, MADURAI 625016


SCHEDULES TO CONSOLIDATED INCOME AND EXPENDITURE ACCOUNT


(In Rupees)

	AS AT	March 31, 2016	March 31, 2015
Schedule 10 : Appropriation			
Excess of Income over Expenditure		38,151,916	1,453,511
Investment income transferred to:			
Ford Foundation Corpus Fund		9,140,628	3,850,334
Sir Dorabji Tata Trust corpus Fund		5,378,141	5,004,348
Tata Dhan Academy Corpus Fund		165,628	143,638
Community Risk Reserve Fund		1,559,708	2,096,831
Vehicle Fund		199,000	617,000
Expenses transferred to Corpus funds:			
Sir Dorabji Tata Trust		(2,130,204)	(1,805,958)
Ford Foundation		(3,970,177)	(2,716,166)
Community Risk Reserve Fund		1,556,481	(2,905,962)
Vehicle Fund		-	(1,066,536)
Tata Dhan Academy Corpus fund		(165,628)	(143,638)
Surplus transferred to:			
General Fund		2,484,276	(184,863)
Corpus Fund		2,500,000	-
Donor's account - Surplus / (Deficit)		24,547,025	(1,435,517)
Total		41,264,878	1,453,511


B.T. Bangera
Chairman


R.D. Thulasiraj
Treasurer


M.P. Vasimalai
Executive Director

For **CHARLES FERNANDO & Co.**
Chartered Accountants

Proprietor
FRN:0006045

Madurai
27-Aug-2016



**Schedules to Balance sheet & Income and Expenditure account - Consolidated -
for the year ended March 31, 2016**

Schedule 11: Notes on accounts

1. The guiding principles that are fundamental to the Trust are:

- 1.1 High quality human resources will be engaged in grassroots work. The focus of the work will be on enabling rather than delivering through direct action.
- 1.2 Value collaboration with mainstream institutions and government to demonstrate new and effective ways of development intervention and to build viable linkages between people and mainstream.
- 1.3 Promoting people's organisations at various levels, with focus on one particular theme for sustainability.
- 1.4 The strategy for growth is towards enriching the themes and retain sub-sectoral focus.

2. In pursuance of its objects and based on the guiding principles set out in para 1 above the Trust:

- 2.1 Undertakes projects and facilitates government and private local institution sponsored projects for promotion, renovation and maintenance of irrigation systems, and of natural resources, by land treatment, watershed management, afforestation, waste land development and management and also housing/housing finance for the needy.
- 2.2 Promotes women's mutual credit and savings groups, associations of such groups and federations of such associations to enhance the savings and borrowing power of the poor to promote income generation activities for their livelihood.
- 2.3 Works with the poor through locally active groups, informal and otherwise, in the accomplishment of its objectives.
- 2.4 Provides technical and management assistance to similar voluntary agencies, institutions, government departments and funding agencies involved in developmental work in India.

3. In the course of implementing the development projects the Trust facilitates the mobilisation of substantial resources from various rural development schemes of the government and banks and through participants' own contribution, which are directly channeled to the participants. These have no monetary impact on the accounts of the Trust. This is in keeping with the Trust's policy of progressively strengthening the capability of the weaker sections to deal effectively with development agencies and to manage development activities themselves. The administrative overheads incurred on account of the technical/managerial support extended are charged as expenditure of the Trust.

4. In the case of informal savings and credit groups and other income generation activities flowing therefrom, the Trust provides inter alia revolving fund grants & interest free working capital loans, as per the mandate of the donors to the beneficiaries and the same are separately accounted for through the Balance Sheet, held in Trust and administered. All other grants (except corpus grants), including capital grants, are taken as revenue receipts of the Trust in the year of receipt.



Accounting Policies

5. The Trust follows cash basis of accounting for all its transactions other than the interest on Fixed Deposits and interest on demand loans borrowed from banks against security deposits where the accrued interest is taken into account for the purpose of complying with the provisions of TDS under the Income Tax 1961.
6. Fixed assets are fully written off in the year of acquisition as expenditure in the income and expenditure account.

However to present a more realistic picture of the value of assets appearing in the balance sheet, depreciation at the rates provided in the Income Tax Act, 1961 is being reduced from the cost of the fixed assets on the written down value method. Written down value of assets so arrived at is shown as contra on both the assets & liabilities side of the Balance sheet.

Where land and buildings are purchased for a consolidated consideration without break-up, depreciation has been provided on such consolidated amount.

No depreciation has however been provided on staff vehicles as they are deleted when transferred to the employees at cost on their repayment of the loan taken to acquire the vehicle.

Professional equipment includes computers, projectors, cameras etc., and have been depreciated at the rate applicable to computers.

Notes on Accounts

7. Office Land & Building funded to the extent of (Gross Block) Rs. 6,25,23,878/- from own corpus and depreciation thereon (see note 6 above) has been retained as a separate item in Schedule 1 and 3 to ensure the disclosure of the corpus and the corresponding utilisation against it.
8. Fixed deposits of Rs. 4,56,42,992 (previous year Rs 4,03,79,427) included in schedule 5 under the head Investments with REPCO Bank, City Union Bank and Pandyan Grama Bank are under lien towards loans from the said banks.
9. Fixed deposits of Rs. 86,207 (Previous year Rs 86,207) are under lien with Banks as margin for the bank guarantees issued by them in favour of DWDO, Kolar and Government of India.
10. Previous year's figures have been regrouped / reclassified wherever necessary.

Compliances

11. The Trust has no dues of income tax or other statutory dues outstanding as on March 31, 2016 on account of any dispute.
12. The Trust has been generally regular in depositing its statutory dues including Provident Fund, Tax deducted at Source (TDS) and any other statutory dues with the appropriate authorities.
13. The Trust has been registered under FCRA Act vide FC Registration No. 075940407 dated 21-Nov-2000 and it has renewed its registration on 2nd June 2016.
14. The Trust has complied all its respective regulatory provisions.



15. The Trust has been effectively utilizing the Foreign and other grants received.
16. The Trust has been receiving Government, International, Individual, Institutional and Corporate Donor Grants for various projects undertaken and the Donor audits have been carried out for all the major funded projects in the Institution Premise or in the Donor's Office.
17. The Trust complies with the requirements of varied Donors and the reporting vide submission of Utilization of Certificates has also been done in the authorized specified formats.


Chairman


Treasurer


Executive Director

For **CHARLES FERNANDO & Co.**
Chartered Accountants


Proprietor
FRN:00060

Madurai
27-AUG-2016

